

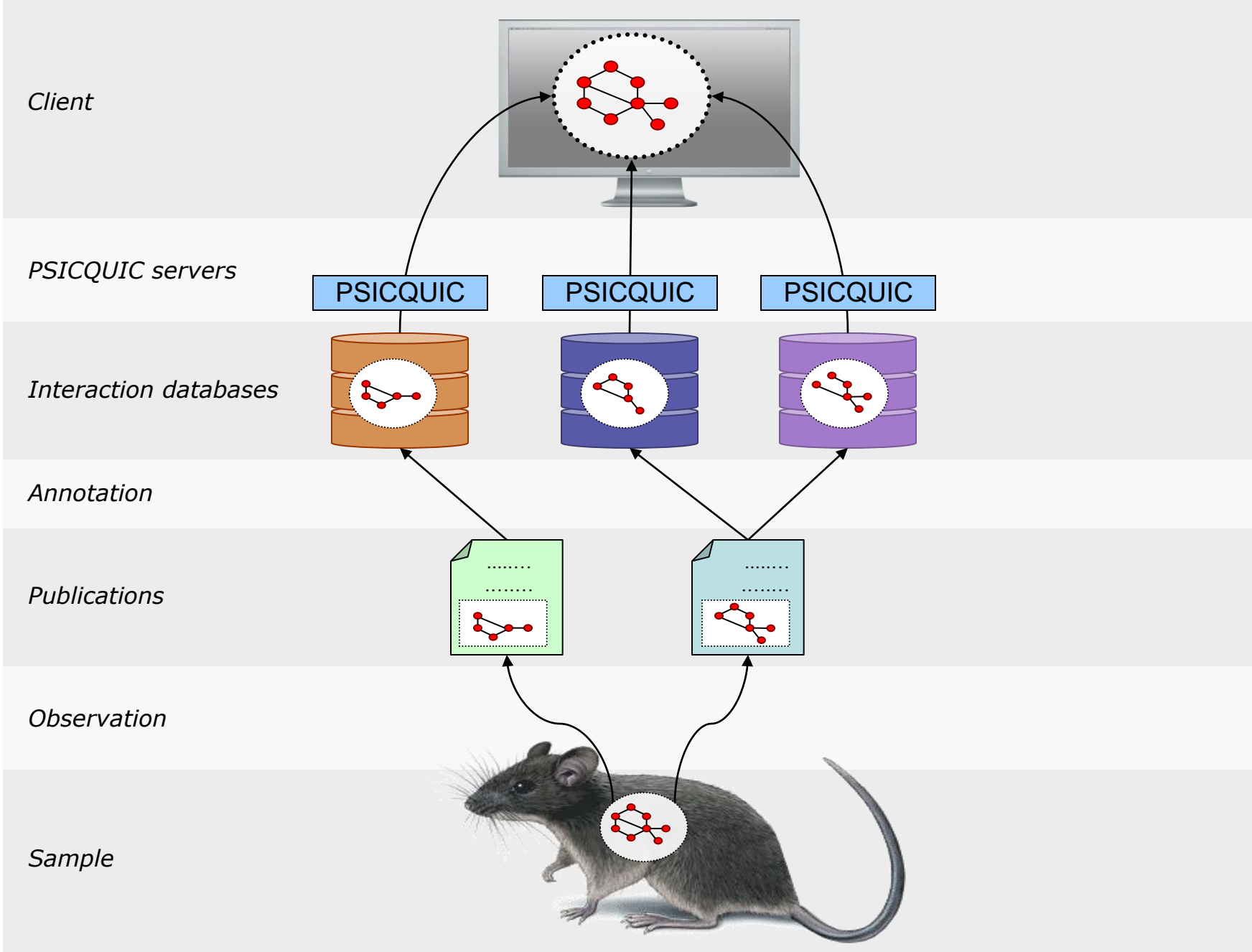
PSICQUIC

A common query interface for
interaction databases

Joint BSPR/EBI Conference 2010
Henning Hermjakob
EBI Proteomics Services

EMBL-EBI





The Molecular Interaction Standard (PSI-MI)

- **Community format for the representation of interaction data**
- **XML schema**
- **Version 1.0: February 2004**
 - The HUPO PSI Molecular Interaction Format - A community standard for the representation of protein interaction data. Hermjakob, H., et al: Nature Biotechnology 2004, 22, 176-183.
- **Version 2.5: October 2007**
 - Quantitative parameters
 - Additional interactor types: DNA, RNA, small molecules
 - Also includes simplified tabular representation
 - Kerrien S., et al: Broadening the Horizon - Level 2.5 of the HUPO-PSI Format for Molecular Interactions. BMC Biol. 2007 Oct 9;5(1):44
- **Now widely implemented by DIP, MINT, MIPS, IntAct, HPRD, ...**

<http://www.psidev.info/MI>

- The PSI MI XML format is full-featured, but complex
- On frequent user request, we developed a simplified tabular format, MITAB 2.5
 - 15 well-defined columns to represent a molecular interaction in a database independent manner
- Now widely implemented

7	FANCD1 PR BA UN	UniProt Dasty2	DSS1 PR PY UN	UniProt Dasty2	FANCD1; FACD; Fanconi anemia group D1 protein; [+]	DSS1; SHFDG1; Split hand/foot malformation type 1 protein; [+]	9606	9606	10373512	two hybrid	EBI-79
8	PR BA UN		PR PY UN						10373512	two hybrid	EBI-79
9	PR BA UN		PR PY UN						10373512	coimmunoprecipitation	EBI-79
10	PR PY UN		PR BA UN						10373512	coimmunoprecipitation	EBI-79

PSICQUIC: The PSI Common Query InterfaCe

- Common computational interface for querying molecular interaction databases
 - Widely implemented by independent interaction data resources
 - Simple interface, open source server implementation exists, can be “fed” from a tab-delimited file => easy to provide data
 - Not limited to protein-protein interactions, also e.g.
 - Drug-target interactions
 - Simplified pathway data

Name	Active	Interactions	Version	SOAP URL
BioGrid	YES	241,285	1.1.1-SNAPSHOT	http://tyerslab.bio.ed.ac.uk:8080/psicquic-ws/webservices/psicquic
ChEMBL	YES	492,354	1.1.0	http://www.ebi.ac.uk/Tools/webservices/psicquic/chembl/webservices/psicquic
IntAct	YES	207,332	1.1.5	http://www.ebi.ac.uk/Tools/webservices/psicquic/intact/webservices/psicquic
iRefIndex	YES	404,453	1.1.5	http://biotin.uio.no:8080/psicquic-ws/webservices/psicquic
MatrixDB	YES	520	1.1.6-SNAPSHOT	http://matrixdb.ibcp.fr:8080/webservices/psicquic
MINT	YES	116,442	1.1.1	http://mint.bio.uniroma2.it/mint/psicquic/webservices/psicquic
MPIDB	YES	23,580	1.0-SNAPSHOT	http://www.jcvi.org/mpidb/servlet/webservices/psicquic
Reactome	YES	74,861	1.1.2-SNAPSHOT	http://brie8.cshl.edu:8080/psicquic-ws-reactome/webservices/psicquic
Reactome-Functional-Interactions	YES	209,988	1.1.2-SNAPSHOT	http://brie8.cshl.edu:8090/psicquic-ws-reactome-fi/webservices/psicquic
STRING	NO	0	1.0alpha	http://string-db.org/psicquic/ws



PSICQUIC: Simple PSICQUIC viewer



PSICQUIC View

Search: *

Search

Clear

[Fields »](#)

[MIQL syntax reference](#)

Total: **2,388,540** binary interactions

Click on the links below to display the results for each service ([refresh](#))

- | | | | |
|-----------------------------------|-------------------------------------|--|------------------------------|
| APID - 416,124 | InnateDB - 9,909 | MINT - 116,442 | <input type="radio"/> STRING |
| BioGrid - 337,957 | IntAct - 218,028 | MPIDB - 24,268 | |
| ChEMBL - 554,896 | iRefIndex - 404,453 | Reactome - 74,861 | |
| DIP - 20,769 | MatrixDB - 845 | Reactome-FIs - 209,988 | |

<http://www.ebi.ac.uk/Tools/webservices/psicquic/view>

PSICQUIC: Simple PSICQUIC viewer

PSICQUIC View

Search:


[Fields »](#)

[MIQL syntax reference](#)

Total: 2,712 binary interactions

Click on the links below to display the results for each service ([refresh](#))

- [APID](#) - 481
- [BioGrid](#) - 205
- [ChEMBL](#) - 799
- [DIP](#) - 0
- [InnateDB](#) - 9
- [IntAct](#) - 335
- [iRefIndex](#) - 352
- [MatrixDB](#) - 0
- [MINT](#) - 352
- [MPIDB](#) - 0
- [Reactome](#) - 0
- [Reactome-Fix](#) - 179
- STRING

19	CHEBI:49840 ; EBI-1380990		P00519 ; EBI-375543		purvalanol b	ABL; Abelson murine leukemia viral oncogene homolog 1; Proto-oncogene c-Abl; p150; JTK7; abl1_human		ABL1		Human (9606)	Bantscheff et al. (2007)	17721511	association
20	P00519 ; EBI-375543		EBI-1550568		ABL; Abelson murine leukemia viral oncogene homolog 1; Proto-oncogene c-Abl; p150; JTK7; abl1_human		ABL1		Human (9606)	-2	Lin et al. (2007)	17486070	enzymatic reaction
21	Q9UJV9 ; EBI-1046350		P00519 ; EBI-375543		DEAD box protein 41; DEAD box protein abstrakt homolog;	ABL; Abelson murine leukemia viral oncogene homolog 1;	DDX41	ABL1	Human (9606)	Human (9606)	Wu et al. (2007)	17474147 imex:IM-11903	physical association

EBI > Databases > Pathways & Networks > IntAct > View



Search: [Show Advanced Fields »](#)

[Home](#) |
 [Search](#) |
 [Interactions \(89\)](#) |
 [Browse](#) |
 [Lists](#) |
 [Interaction Details](#) |
 [Molecule View](#) |
 [Graph](#)

Browse by [taxonomy](#), [gene ontology](#), [ChEBI ontology](#)

> **89** binary interactions were found in IntAct. 23 of them are originated from [spoke expanded co-complexes](#) and you may want to [filter](#) them.
 > [Counting results in other databases...]

Previous 1-30 of 89 [Next 30](#) | Export to: Export Previous

	Name molecule A	Links molecule A	Name molecule B	Links molecule B	Aliases molecule A	Aliases molecule B	Species molecule A	Species molecule B	Publication Identifier	Interaction Detection Method	
1	FANCD1 PR NE IN		atp SM NE EN		FANCD1; FACD; Fanconi anemia group D1 protein; [+]	atp	9606		19303847	atpase assay	EE
2	PR NE IN		SM NE EN						19303847	atpase assay	EE
3	PR NE IN		SM NE EN						19303847	atpase assay	EE
4	PR NE IN		SM NE EN						19303847	atpase assay	EE
5	PR NE IN		SM NE EN						19303847	atpase assay	EE

EBI > Databases > Pathways & Networks > IntAct > View

Search: [Show Advanced Fields »](#)



[Home](#) |
 [Search](#) |
 [Interactions \(89\)](#) |
 [Browse](#) |
 [Lists](#) |
 [Interaction Details](#) |
 [Molecule View](#) |
 [Graph](#)

Browse by [taxonomy](#), [gene ontology](#), [ChEBI ontology](#)

> **89** binary interactions were found in IntAct. 23 of them are originated from [spoke expanded co-complexes](#) and you may want to [filter](#) them.

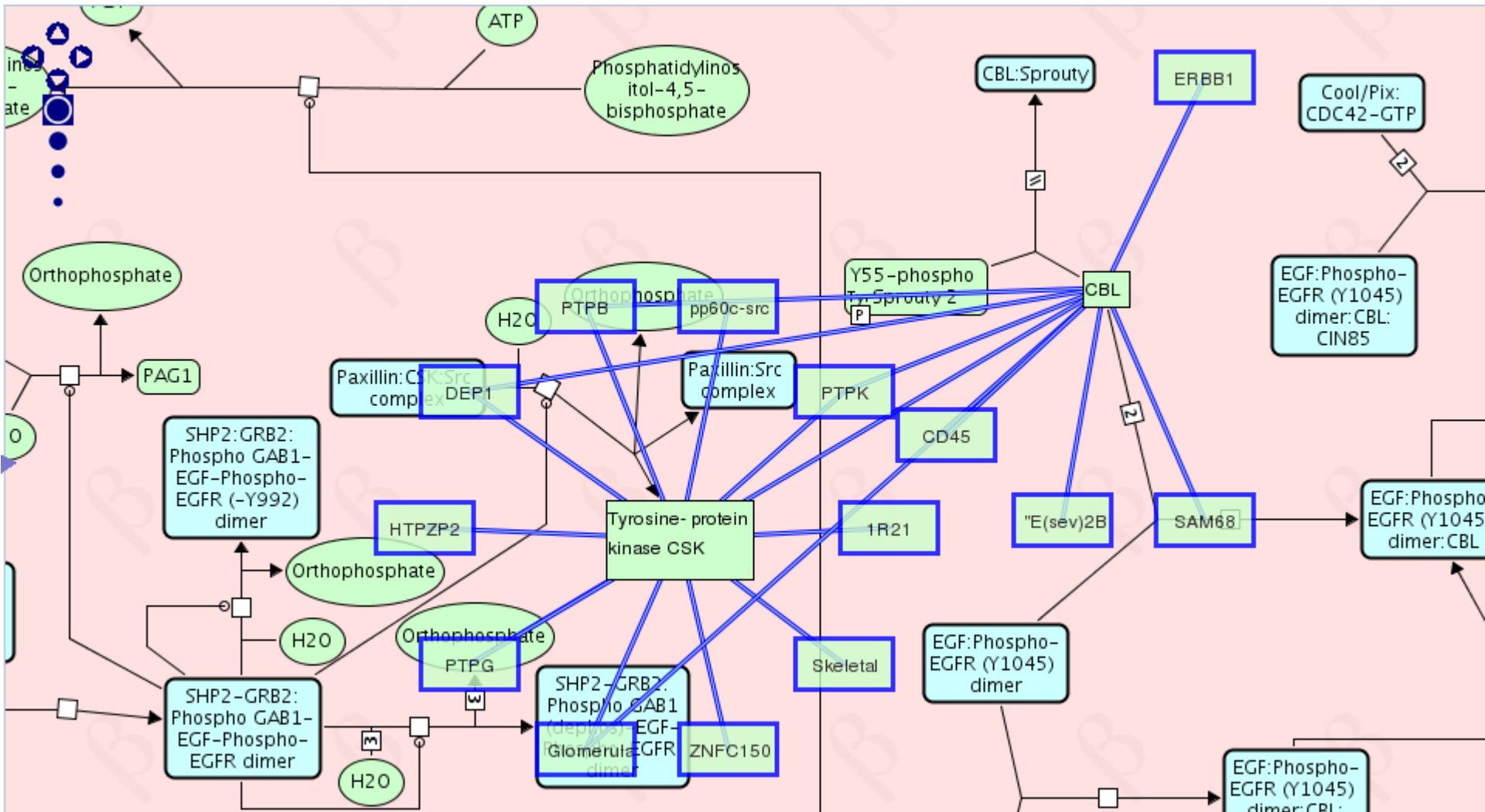
> Your query also matches [82](#) interaction evidences from **3** other databases.

Previous | 1-30 of 89 | [Next 30](#) |
 Export to: |
 Export |
 |
 Previous

	Name molecule A	Links molecule A	Name molecule B	Links molecule B	Aliases molecule A	Aliases molecule B	Species molecule A	Species molecule B	Publication Identifier	Interaction Detection Method	
1	FANCD1 PR NE IN		atp SM NE EN		FANCD1; FACD; Fanconi anemia group D1 protein; [+]	atp	9606		19303847	atpase assay	EE
2	PR NE IN		SM NE EN						19303847	atpase assay	EE
3	PR NE IN		SM NE EN						19303847	atpase assay	EE
4	PR NE IN		SM NE EN						19303847	atpase assay	EE
5	PR NE IN		SM NE EN						19303847	atpase assay	EE



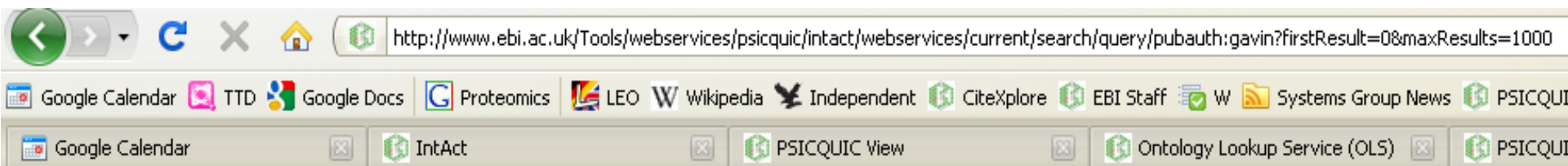
PSICQUIC: Overlay of molecular interactions on Reactome pathways (beta)



PSICQUIC Query Language: MIQL

- Based on Lucene, with specific field names
- Example:
ppx
AND
species:"Escherichia coli"
AND
pubauth:"Scott"

Field Name	Searches on	Implicit [†]	Example
idA	IdentifierA	No	idA:P74565
id	Identifiers (A or B)	No	id:P74565
alias	Aliases (A or B)	No	alias:(KHDRBS1 HCK)
identifiers	Identifiers and Aliases undistinctively	Yes	identifier:P74565
pubauth	Publication 1st author(s)	Yes	pubauth:scott
pubid	Publication Identifier(s) OR	Yes	pubid:(10837477 12029088)
taxidA	Tax ID interactor A: be it the tax ID or the species name	No	taxidA:mouse
taxidB	Tax ID interactor B: be it the tax ID or species name	No	taxidB:9606
species	Species. Tax ID A and Tax ID B	Yes	species:human
type	Interaction type(s)	Yes	type:"physical interaction"
detmethod	Interaction Detection method(s)	Yes	detmethod:"two hybrid"
interaction_id	Interaction identifier(s)	Yes	interaction_id:EBI-761050
annotation	Annotations Interactor A or B	No	annotation:experimental
properties	Properties of Interactor A or B (note that this field also contains parent terms of ontology terms of GO, InterPro and PSI-MI)	Yes	properties:"1GQ5"
expansion	Expansion method(s)	Yes	expansion:spoke
dataset	Dataset name(s)	Yes	dataset:Apoptosis
experimentalRole	Experimental role(s) interactor A or interactor B	No	experimentalRole:prev
biologicalRole	Biological role(s) interactor A or interactor B	No	biologicalRole:enzyme
hostOrganism	Host organism in which the interaction was detected	Yes	hostOrganism:human



uniprotkb:P53859 intact:EBI-1731	uniprotkb:Q02821 intact:EBI-1797	uniprotkb:YNL232W (locus name) uni
uniprotkb:P53859 intact:EBI-1731	uniprotkb:P40579 intact:EBI-1804	uniprotkb:YNL232W (locus name) uni
uniprotkb:P53859 intact:EBI-1731	uniprotkb:P53859 intact:EBI-1731	uniprotkb:YNL232W (locus name) uni
uniprotkb:P53859 intact:EBI-1731	uniprotkb:Q08162 intact:EBI-1740	uniprotkb:YNL232W (locus name) uni
uniprotkb:P53859 intact:EBI-1731	uniprotkb:P48240 intact:EBI-1749	uniprotkb:YNL232W (locus name) uni
uniprotkb:P53859 intact:EBI-1731	uniprotkb:P38792 intact:EBI-1757	uniprotkb:YNL232W (locus name) uni
uniprotkb:P53859 intact:EBI-1731	uniprotkb:Q12277 intact:EBI-1765	uniprotkb:YNL232W (locus name) uni
uniprotkb:P53859 intact:EBI-1731	uniprotkb:P25359 intact:EBI-1773	uniprotkb:YNL232W (locus name) uni
uniprotkb:P53859 intact:EBI-1731	uniprotkb:Q12149 intact:EBI-1782	uniprotkb:YNL232W (locus name) uni
uniprotkb:P53859 intact:EBI-1731	uniprotkb:P46948 intact:EBI-1788	uniprotkb:YNL232W (locus name) uni
uniprotkb:P53859 intact:EBI-1731	uniprotkb:Q08491 intact:EBI-1389	uniprotkb:YNL232W (locus name) uni
uniprotkb:Q05636 intact:EBI-1810	uniprotkb:Q05636 intact:EBI-1810	uniprotkb:YDR280W (locus name) uni
uniprotkb:Q05636 intact:EBI-1810	uniprotkb:P53859 intact:EBI-1731	uniprotkb:YDR280W (locus name) uni
uniprotkb:Q05636 intact:EBI-1810	uniprotkb:Q08162 intact:EBI-1740	uniprotkb:YDR280W (locus name) uni
uniprotkb:Q05636 intact:EBI-1810	uniprotkb:Q04217 intact:EBI-1820	uniprotkb:YDR280W (locus name) uni
uniprotkb:Q05636 intact:EBI-1810	uniprotkb:P48240 intact:EBI-1749	uniprotkb:YDR280W (locus name) uni
uniprotkb:Q05636 intact:EBI-1810	uniprotkb:P38792 intact:EBI-1757	uniprotkb:YDR280W (locus name) uni
uniprotkb:Q05636 intact:EBI-1810	uniprotkb:Q08285 intact:EBI-1831	uniprotkb:YDR280W (locus name) uni
uniprotkb:Q05636 intact:EBI-1810	uniprotkb:P25359 intact:EBI-1773	uniprotkb:YDR280W (locus name) uni



<http://code.google.com/p/psicquic/>

PSICQUIC: The challenge










FROM:

Click on the links below to display the results for each service ([refresh](#))

- [APID](#) - 481
- [InnateDB](#) - 9
- [STRING](#)
- [BioGrid](#) - 205
- [IntAct](#) - 335
- [MINT](#) - 352
- [ChEMBL](#) - 799
- [iRefIndex](#) - 352
- [MPIDB](#) - 0
- [DIP](#) - 0
- [MatrixDB](#) - 0
- [Reactome](#) - 0
- [Reactome-Fls](#) - 179

19	CHEBI:49840 EBI-1380990		P00519 EBI-375543		purvalanol b	ABL; Abelson murine leukemia viral oncogene homolog 1; Proto- oncogene c-Abl; p150; JTK7; abl1_human		ABL1		Human (9606)	Bantscheff et al. (2007)	17721511	association
----	--	---	--	---	--------------	--	--	------	--	--------------------------------	--------------------------	--------------------------	-----------------------------

TO:

PR PY UN		PR BA UN				Marston et al. (1999)	10373512	coimmunoprecipitation		EBI-79852
At4g00020 PR BA UN	 	DMC1 PR PY UN	 	3702	3702	Siaud et al. (2004)	15014444	two hybrid		EBI-307726
PR BA UN		PR PY UN				Dray et al. (2006)	16415210	two hybrid		EBI-930902
PR BA UN		PR PY UN				Siaud et al. (2004)	15014444	two hybrid		EBI-930747
PR BA UN		PR PY UN				Dray et al. (2006)	16415210	anti tag coimmunoprecipitation		EBI-930779

Molecular Interactions - Dataset: set3

It provides molecular interaction data from different molecular interactions databases. It makes use of PSICQUIC.

[Table view](#) [Network view](#)

Pubmed ID selection

Database selection

chembl intact mint

Experiment selection

Filter by number

Associated databases

- none
- 1 or more
- 2 or more
- 3 or more
- 4 or more

Associated pubmeds

- none
- 1 or more
- 2 or more
- 3 or more
- 4 or more

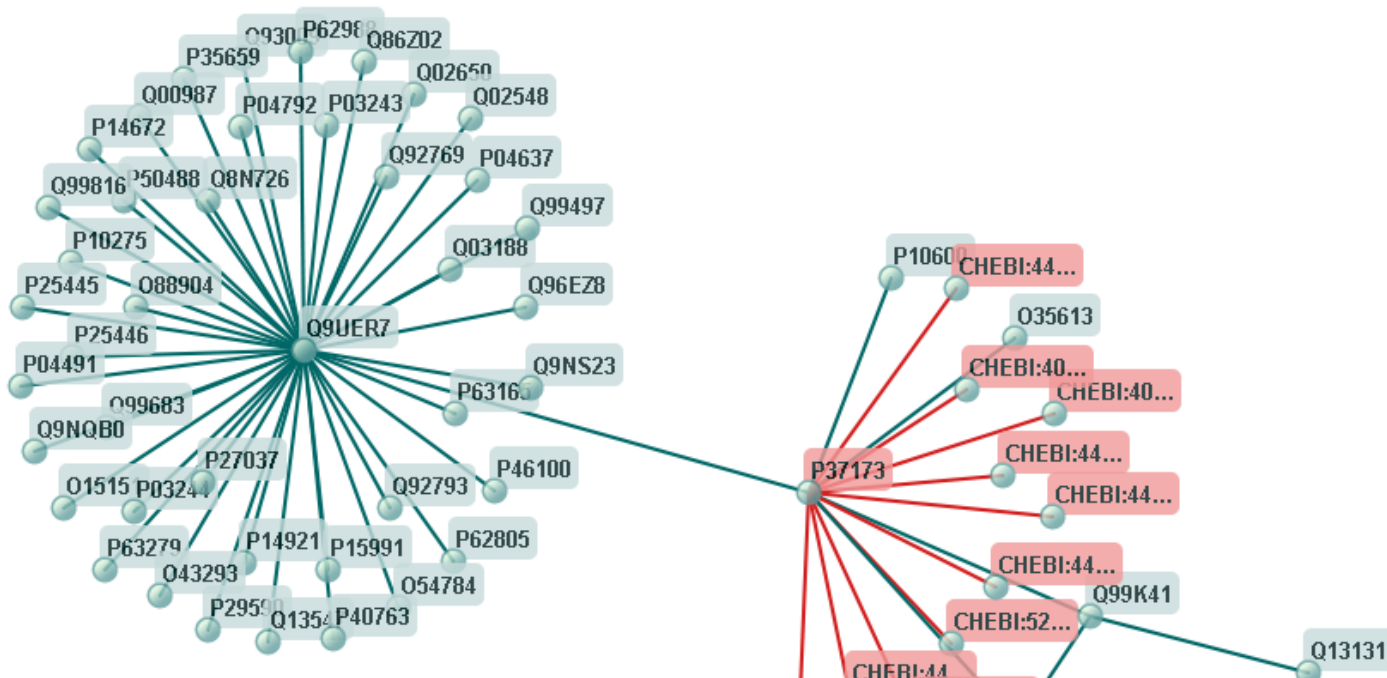
Associated experiments

- none
- 1 or more
- 2 or more
- 3 or more
- 4 or more

10 interactions with 20 interactors for the "chembl" database

[Download ALL the interactions](#)

[Download SELECTED interactions](#)



- [New Dataset](#)
- [Documentation](#)
- [Datasets](#)
 - [set1](#)
 - [set2](#)
 - [set3](#)
- [Overview](#)
- [Protein information](#)
- [Protein identifications](#)
- [Biological pathways](#)
- [Molecular interactions](#)
- [Protein localization](#)
- [Biological models](#)
- [Protein length](#)
- [Dataset history](#)
- [Download results](#)
- [Dataset Manager](#)
- [Contact](#)



Henning Hermjakob
Head of Proteomics Services

Sandra Orchard
Senior Scientific Database Curator

Juan A Vizcaino
PRIDE coordinator

Bruno Aranda
Software Engineer

Thank you!

Questions?



Richard Côté
Senior Software Engineer

David Croft
Bioinformatician

Attila Csordas
Bioinformatician

Bernard de Bono
T.B.A.



Margaret Duesbury
Scientific Database Curator

Marine Dumousseau
Bioinformatician

Antonio Fabregat Mundo
Visitor

Joe Foster
PhD Student



Phani Garapati
Curator

Laurent Gatto
Visitor

Nelson Ildegwa Gichora
Trainee

Pierre Grenon
Bioinformatician



Johannes Griss
Visitor

Bijay Jassal
Curator

Andrew Jenkinson
Information Integration Specialist

Rafael Jimenez
Database Application Developer: ENFIN



Steven Jupe
Knowledge Database Curator/Developer

Samuel Kerrien
Senior Software Engineer

Jyoti Khadake
Senior Database Curator

Gavin O'Kelly
Bioinformatician



Florian Reisinger
Software Developer

Gustavo A. Salazar
Visitor

Andreas Schoenegger
Trainee

Matthieu Visser
Visitor



Rui Wang
Bioinformatician

Sarala Wimalaratne
Software Engineer

ALL PSI CONTRIBUTORS!

All PSICQUIC implementors!

IntAct team:

- Bruno Aranda
- Samuel Kerrien
- Rafael Jimenez

Funding

- EU FW6 Enfin
- EU FW7 PSIMEx